

Track: anna_bicorp_millares_bicorp_anna.gpx

These speeds are average for = BYC

IBP index reliability= B

IBP = 118 BYC

Total length	98.86 Km
Analyzed distance	98.86 Km
Lineal distance	0.22 Km

Accumulated climb	1765 m
Accumulated descent	1776.6 m
Maximum height	568.8 m
Minimal height	189.8 m
Climb rate	4.69 %
Descent rate	4.48 %
Positive climb difference per km	17.85 m
Negative descent difference per km	17.97 m

Total time	5:59:33 h
Time in movement	4:34:17 h
Stopped time	1:25:16 h

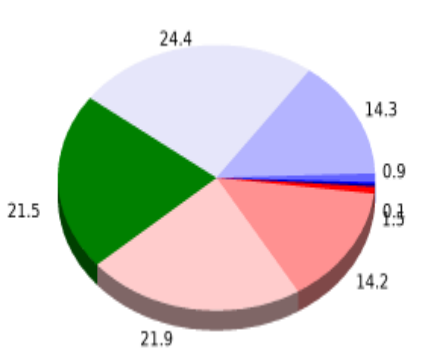
Total speed average	16.5 Km/h
Average speed in movement	21.63 Km/h
Maximum held speed	58.63 Km/h

Max slope filter	~30 %
Min. points separation	~30 m
Number of points	7388 (cad. 13.38 m)
Significant points	2777 (cad. 35.61 m / 37.59 %)
Aberrant points	1 (0.01 % d. total)

Direction changes per km	9.59
Direction changes >5° per km	5.32
Accumulated straight stretches	33.935 Km
Straight stretches per km	343.26 m
Penalizable slope changes	22
Penalizable slope changes per km	0.223

Find The Best bike routes

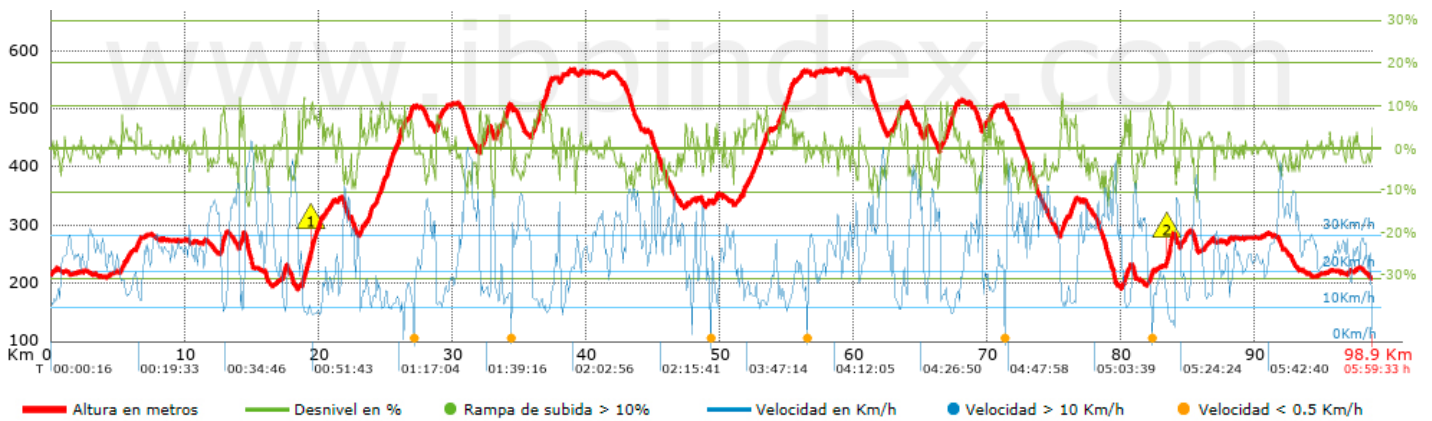
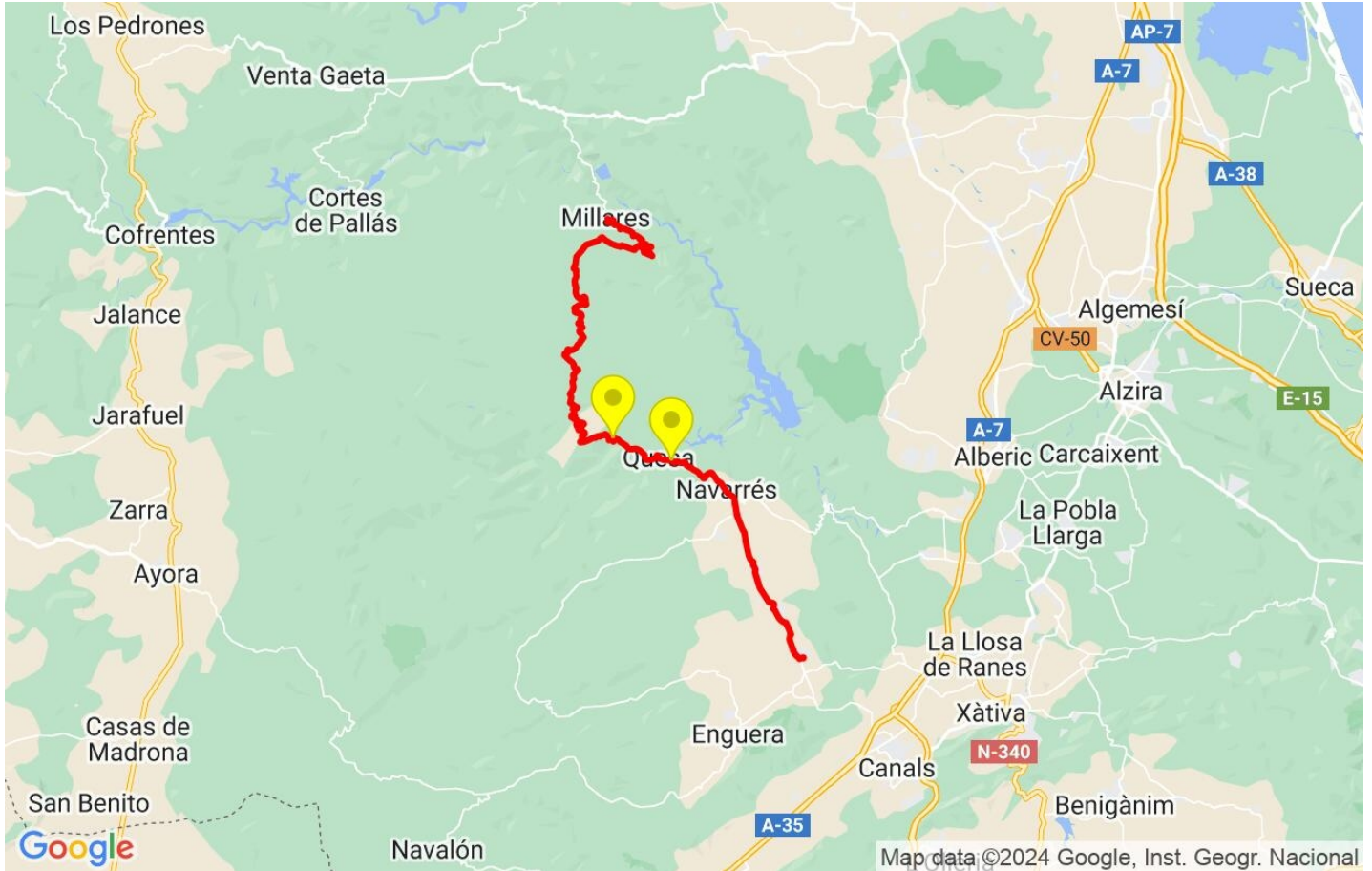


Summary of slopes	Climbs	Distance in km	above the total in %	Speed in	Time h:m:s
	Between 15 and 30%	0.101	0.1	9.55	0:00:38
	Between 10 and 15%	1.505	1.52	11.24	0:08:02
	Between 5 and 10%	14.17	14.33	12.7	1:06:57
	Between 1 and 5%	21.894	22.15	18.04	1:12:49
	Total :	37.67	38.1	15.23	2:28:26
	Plain				
	Difference of 1%	21.519	21.77	24.69	0:52:18
	Breakdown descents				
	Between 1 and 5%	24.43	24.71	29.78	0:49:13
	Between 5 and 10%	14.284	14.45	37.18	0:23:03
Between 10 and 15%	0.923	0.93	45.49	0:01:13	
Between 15 and 30%	0.036	0.04	32.52	0:00:04	
Total :	39.672	40.13	32.36	1:13:33	
Total track :	98.86	100 %	21.63	4:34:17	

Track: anna_bicorp_millares_bicorp_anna.gpx

These speeds are average for = BYC

IBP index reliability= B

IBP = 118 BYC


Steep slopes > 10%

Steep slope	Slipage point	Average slope	Interval
	19.497	13 %	94 m

High altitude parameters, data above

Altitude	Distance m	% of total	Time in movement	Speed	Stopped time	Total time	Speed
	Total : 0 Km	--- %	--- h	--- Km/h	--- h	--- h	--- Km/h

Stops

Distance	Stopped time	Altitude	Elapsed time	Last stop elapsed time	Last stop distance
27.145	0:02:34	504	1:22:41	1:22:41	27.145
34.382	0:01:41	508	1:45:35	0:22:54	7.237
49.275	1:14:53 > 10´	342	2:24:32	0:38:57	14.893
56.534	0:02:00	566	4:05:07	1:40:35	7.259
71.29	0:02:10	508	4:45:20	0:40:13	14.756
82.33	0:01:58	212	5:13:21	0:28:01	11.04
Total : 1:25:16 h					